

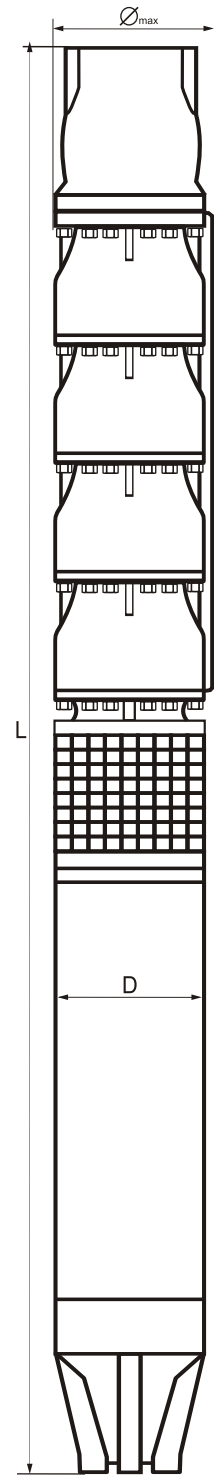
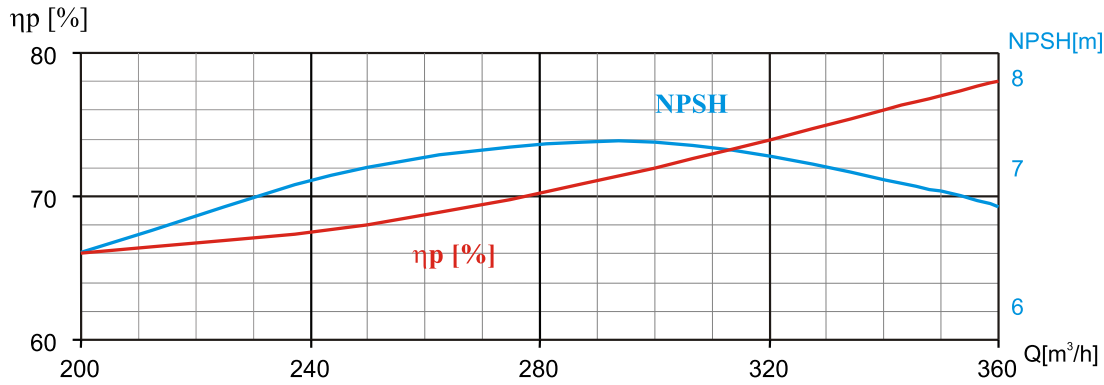
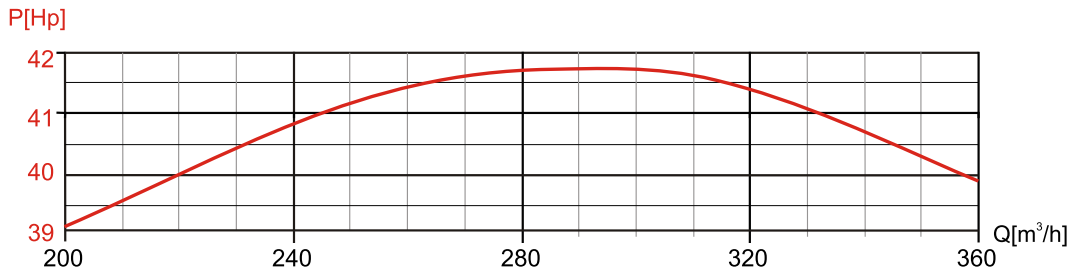
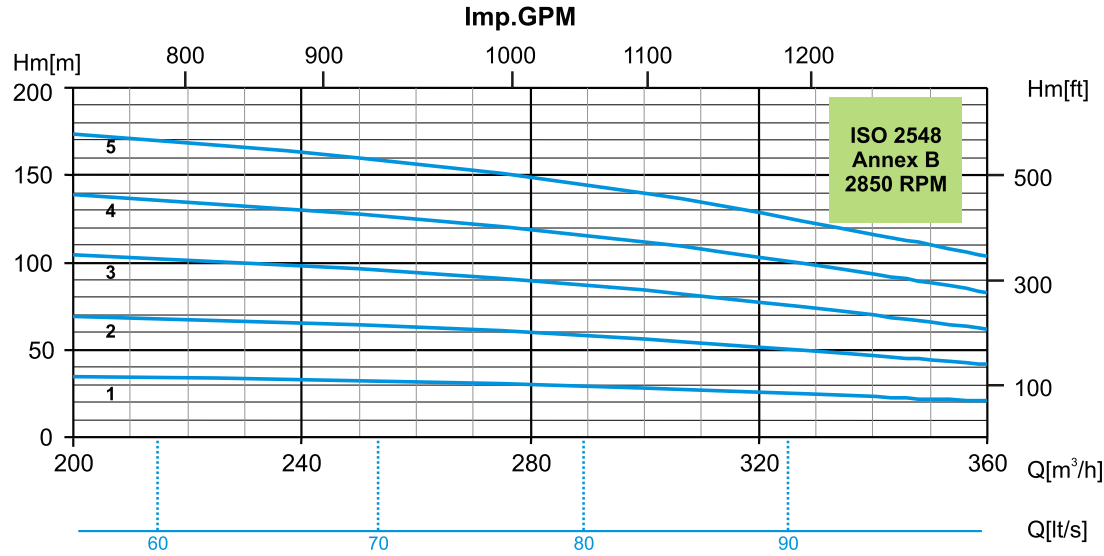
10090^{Tip} Type



ELMAKSAN[®]
DALGIÇ POMPALARI- SUBMERSIBLE PUMPS

PİK KADEME,
BRONZ FAN

CAST IRON STAGE
BRASS IMPELLER



Pompa Tipi Pump Type	Motor		Çıkış çapı Outlet Diameter Ø [Inch]	Boyutlar Dimensions				Q Kapasite - Capacity [m³/h]				
	Pompanın Çektığı Max Güç Max Power Absorbed by Pump [HP]	Motorun Max Gücü Motor Max Power Pm [HP]		Ø Max [mm]	Motor Diameter [mm]	L [mm]	Weight [kg]	270	290	310	330	350
10090/1	44.5	60	6"	265	198	1730	220	35	31	30	26	21
10090/2	89	110	6"	265	250	2200	280	70	62	60	52	42
10090/3	133.5	150	6"	265	250	2420	400	105	93	90	78	63
10090/4	178	220	6"	265	250	2632	430	140	124	120	104	84
10090/5	225.5	250	6"	265	250	2965	500	175	155	150	130	105

