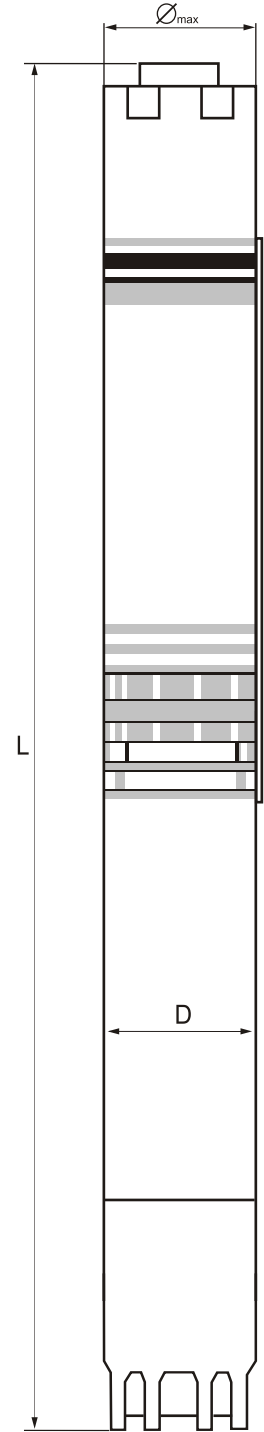
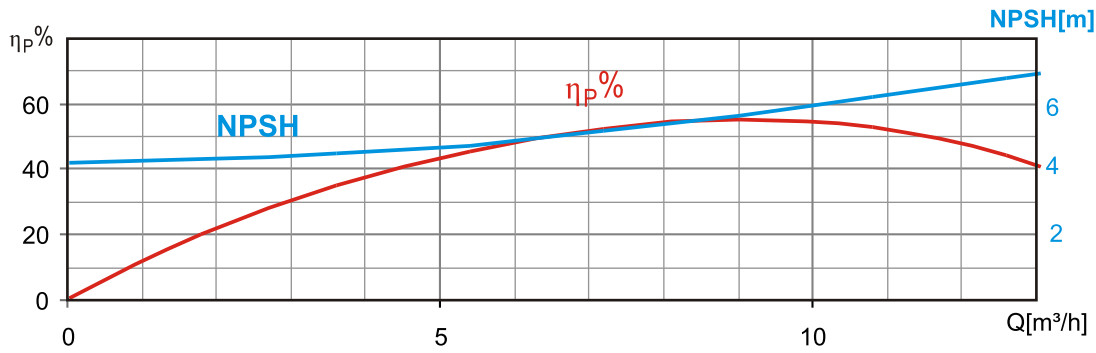
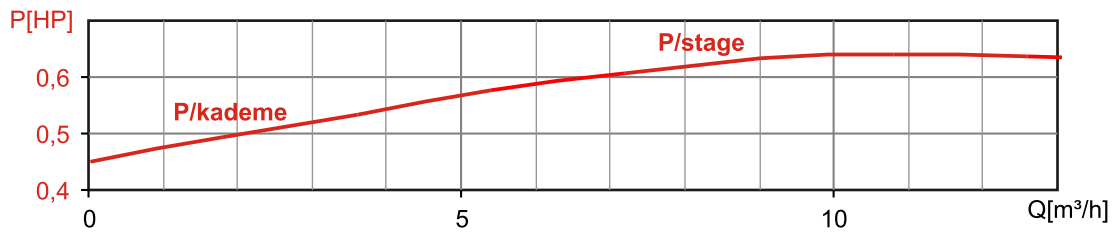
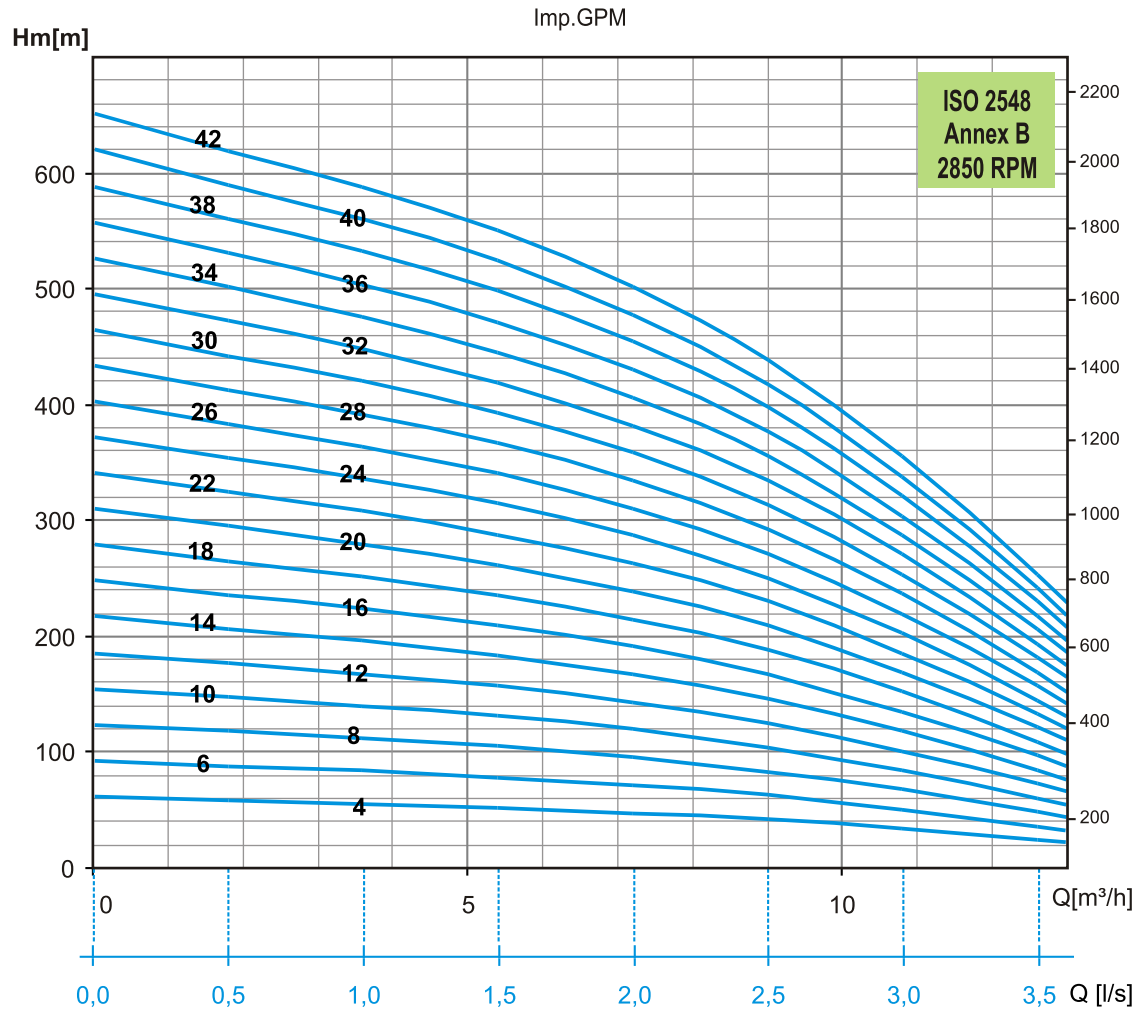


PASLANMAZ KILIF  
TERMOPLASTİK FAN-DİFÜZÖR

STAINLESS STEEL CASE  
NORYL DIFFUSER - IMPELLER



# 602 Tip Type



PASLANMAZ KILIF  
TERMOPLASTİK FAN-DİFÜZÖR

STAINLESS STEEL CASE  
NORYL DIFFUSER - IMPELLER

Pompa Tipi  Pump Type	Motor		Çıkış çapı  Outlet Diameter Ø [Inch]	Boyutlar  Dimensions				Q Kapasite - Capacity [m <sup>3</sup> /h]				
	Pompanın Çektiği Max Güç  Max Power Absorbed by Pump [HP]	Motorun Max Gücü  Motor Max Power Pm [HP]		Ø Max [mm]	Motor Diameter [mm]	L [mm]	Weight [kg]	5	7.5	10	12.5	15
	Basma yüksekliği [m] - Pumping head [m]											
602/4	2.6	3	2"	152	141	1120	49	57	53	48	42	33
602/5	3.3	4	2"	152	141	1204	58	71	67	60	52	41
602/6	3.9	5.5	2"	152	141	1297	60	86	80	72	63	49
602/7	4.6	5.5	2"	152	141	1335	61	100	93	84	73	58
602/8	5.2	7.5	2"	152	141	1420	65	114	107	86	83	66
602/9	5.9	7.5	2"	152	141	1458	66	128	120	108	94	74
602/10	6.5	7.5	2"	152	141	1496	67	143	133	120	104	82
602/11	7.2	10	2"	152	141	1610	71	157	147	132	115	91
602/12	7.8	10	2"	152	141	1648	71	171	160	144	125	99
602/13	8.5	10	2"	152	141	1686	72	185	173	156	135	107
602/14	9.1	10	2"	152	141	1724	72	200	187	168	146	115
602/15	9.8	12.5	2"	152	141	1806	74	214	200	180	156	123
602/16	10.4	12.5	2"	152	141	1844	74	228	213	192	167	132
602/17	11.1	12.5	2"	152	141	1882	75	242	227	204	177	140
602/18	11.7	12.5	2"	152	141	1920	75	257	240	216	188	148
602/19	12.4	15	2"	152	141	2020	78	271	253	228	198	156
602/20	13.0	15	2"	152	141	2058	78	285	267	240	208	165
602/21	13.7	15	2"	152	141	2096	79	299	280	252	219	173
602/22	14.3	17.5	2"	152	141	2202	85	314	293	264	229	181
602/23	15.0	17.5	2"	152	141	2240	85	328	307	276	240	189
602/24	15.6	17.5	2"	152	141	2278	86	342	320	288	250	198
602/25	16.3	17.7	2"	152	141	2316	86	357	333	300	261	206
602/26	16.9	20	2"	152	141	2372	89	371	347	312	271	214
602/27	17.6	20	2"	152	141	2410	89	385	360	324	281	222
602/28	18.2	20	2"	152	141	2448	90	399	373	336	292	230
602/29	18.9	20	2"	152	141	2486	90	414	387	348	302	239
602/30	19.5	25	2"	154	141	2502	115	428	400	360	313	247
602/31	20.2	25	2"	154	141	2540	115	442	413	372	323	255
602/32	20.8	25	2"	154	141	2578	116	456	427	384	333	263
602/33	21.5	25	2"	154	141	2616	116	471	440	396	344	272
602/34	22.1	25	2"	154	141	2654	117	485	453	408	354	280
602/35	22.8	25	2"	154	141	2692	117	499	467	420	365	288
602/36	23.4	25	2"	154	141	2730	118	513	480	432	375	296
602/37	24.1	25	2"	154	141	2768	118	528	493	444	386	305
602/38	24.7	30	2"	154	141	3047	156	542	507	456	396	313
602/39	25.4	30	2"	154	141	3085	156	556	520	468	406	321
602/40	26.0	30	2"	154	141	3123	157	570	533	480	417	329
602/41	26.7	30	2"	154	141	3161	157	585	547	492	427	337
602/42	27.3	30	2"	154	141	3199	158	599	560	504	438	346

