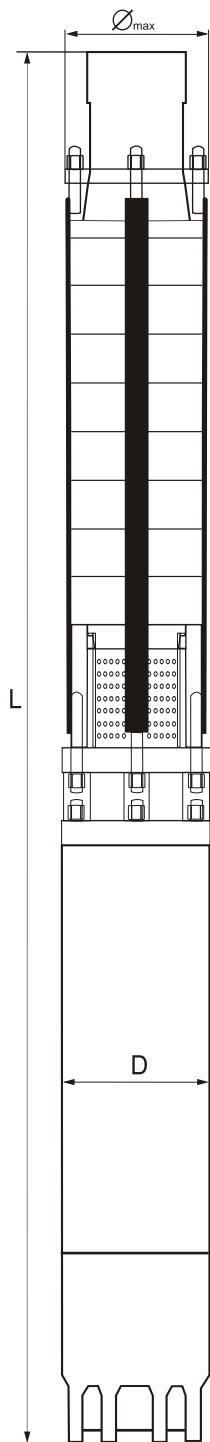
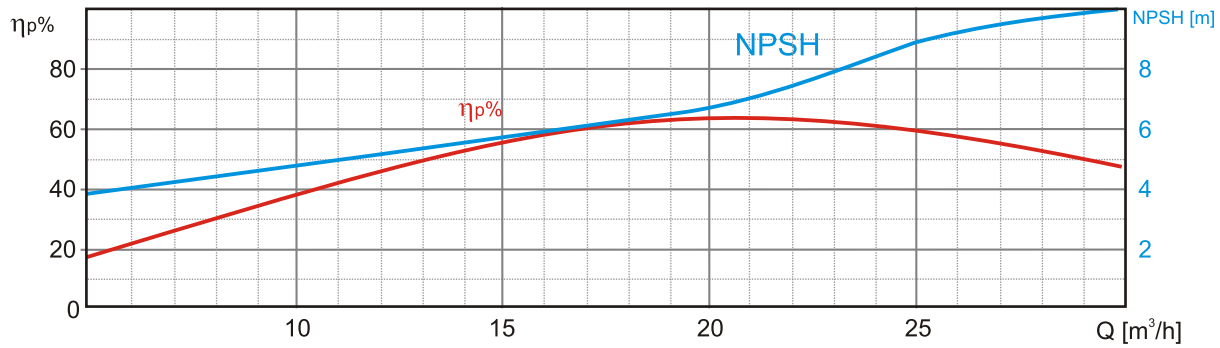
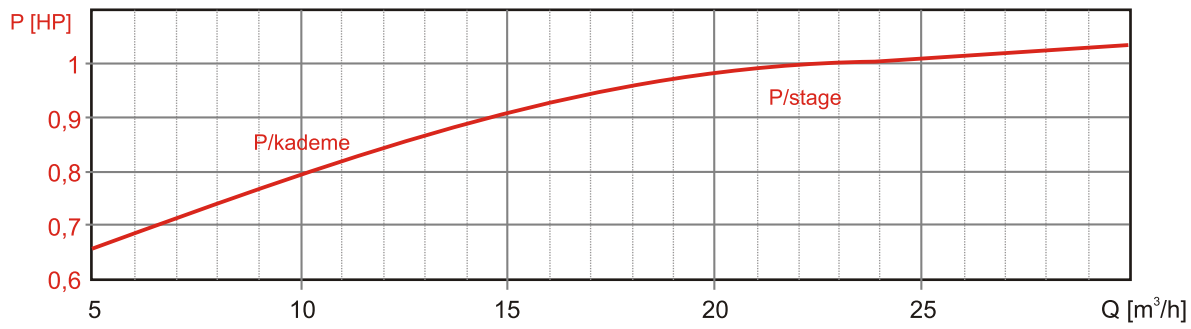
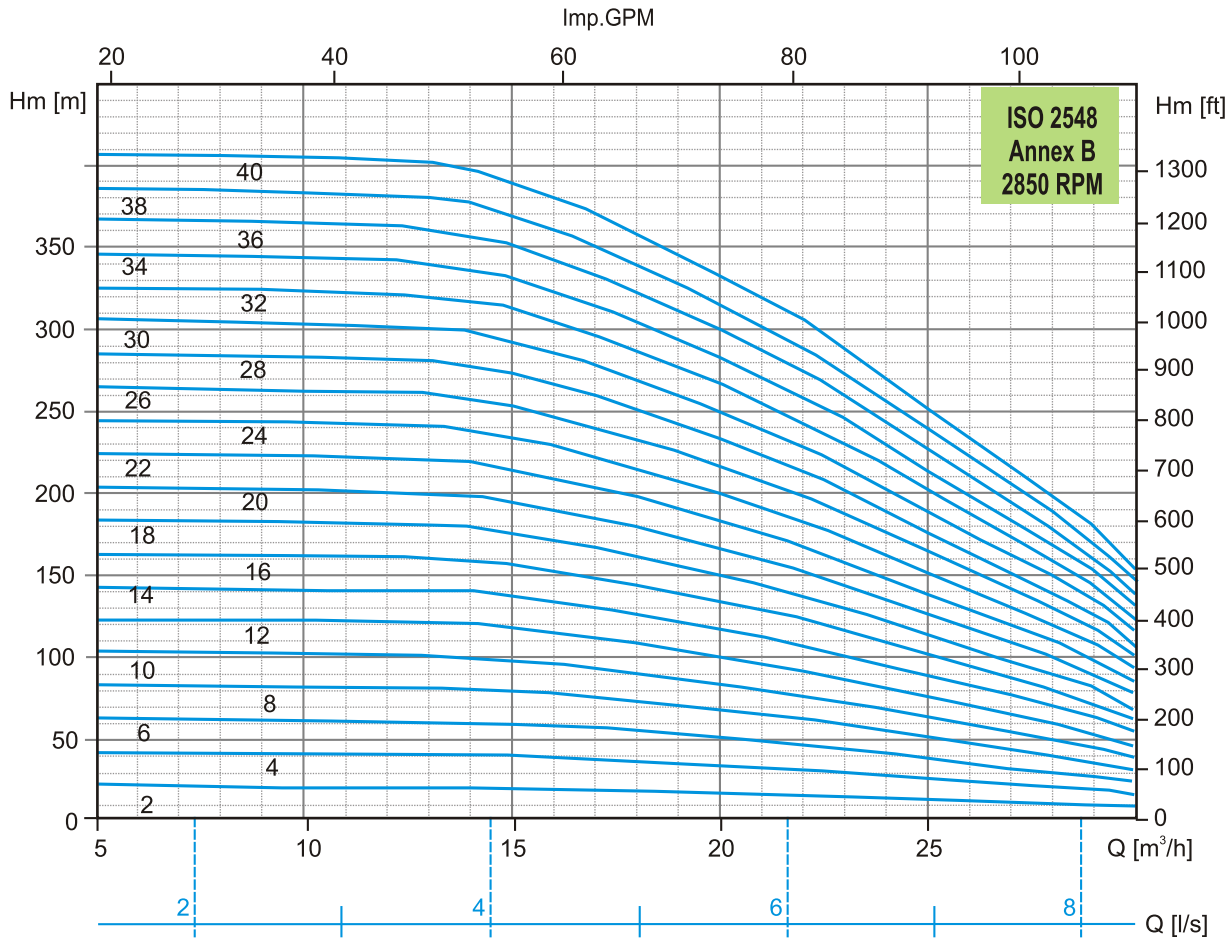


PİK KADEME,
TERMOPLASTİK FAN-DİFÜZÖR

CAST IRON STAGE
NORYL DIFFUSER - IMPELLER



606 Tip Type

ELMAKSAN[®]
DALGIÇ POMPALARI- SUBMERSIBLE PUMPS

PİK KADEME,
TERMOPLASTİK FAN-DİFÜZÖR

CAST IRON STAGE
NORYL DIFFUSER - IMPELLER

Pompa Tipi Pump Type	Motor		Çıkış çapı Outlet Diameter Ø [Inch]	Boyutlar Dimensions				Q Kapasite - Capacity [m ³ /h]			
	Pompanın Çektiği Max Güç Max Power Absorbed by Pump [HP]	Motorun Max Gücü Motor Max Power Pm [HP]		Ø Max [mm]	Motor Diameter [mm]	L [mm]	Weight [kg]	15	20	25	30
	Basma yüksekliği [m] - Pumping head [m]										
606/2	2.1	3	3"	143	141	1164	51	20	17	12	8
606/3	3.2	4	3"	143	141	1264	61	29	25	18	12
606/4	4.2	5.5	3"	143	141	1331	65	39	33	25	15
606/5	5.3	5.5	3"	143	141	1378	66	49	41	31	19
606/6	6.3	7.5	3"	143	141	1480	73	59	50	37	23
606/7	7.4	10	3"	143	141	1572	79	68	58	43	27
606/8	8.4	10	3"	143	141	1619	80	78	66	50	31
606/9	9.5	10	3"	143	141	1713	82	88	74	56	34
606/10	10.5	12.5	3"	143	141	1785	86	98	83	62	38
606/11	11.6	12.5	3"	143	141	1832	87	107	91	68	42
606/12	12.6	15	3"	143	141	1919	93	117	99	75	45
606/13	13.7	15	3"	143	141	2013	94	127	108	81	50
606/14	14.7	17.5	3"	143	141	2135	103	137	116	87	54
606/15	15.8	17.5	3"	143	141	2182	105	146	124	93	57
606/16	16.8	17.5	3"	143	141	2306	106	156	132	100	61
606/17	17.9	20	3"	143	141	2353	111	166	141	106	65
606/18	18.9	20	3"	143	141	2400	112	176	149	112	69
606/19	20.0	25	3"	146	141	2595	128	185	157	118	73
606/20	21.0	25	3"	146	141	2639	129	195	166	125	77
606/21	22.1	25	3"	146	141	2686	131	205	174	131	80
606/22	23.1	25	3"	146	141	2773	132	215	182	137	84
606/23	24.2	30	3"	146	141	2867	138	224	190	143	88
606/24	25.2	30	3"	146	141	2914	139	234	199	150	92
606/25	26.3	30	3"	146	141	2961	141	244	207	156	96
606/26	27.3	30	3"	146	141	3008	142	254	215	162	99
606/27	28.4	30	3"	146	141	3055	144	263	223	168	103
606/28	29.4	35	3"	146	141	3192	154	273	232	174	107
606/29	30.5	35	3"	146	141	3239	155	283	240	181	111
606/30	31.5	35	3"	146	141	3286	157	292	248	187	115
606/31	32.6	35	3"	146	141	3333	158	302	257	193	119
606/32	33.6	35	3"	176	141	3482	165	312	265	200	122
606/32	33.6	40	3"	146	176	3190	187	312	265	200	122
606/33	34.6	40	3"	176	141	3529	167	322	273	206	126
606/33	34.6	40	3"	146	176	3237	189	322	273	206	126
606/34	35.7	40	3"	176	141	3576	169	331	281	212	130
606/34	35.7	40	3"	176	176	3284	190	331	281	212	130
606/35	36.7	40	3"	146	141	3623	170	341	290	218	134
606/35	36.7	40	3"	176	176	3331	192	341	290	218	134
606/36	37.8	40	3"	146	141	3670	171	351	298	225	138
606/36	37.8	40	3"	176	176	3378	193	351	298	225	138
606/37	38.8	40	3"	146	141	3717	173	360	306	231	142
606/37	38.8	40	3"	176	176	3425	195	360	306	231	142
606/38	39.9	50	3"	176	176	3552	209	371	314	237	145
606/39	40.9	50	3"	176	176	3599	211	380	322	243	149
606/40	42	50	3"	176	176	3646	212	390	331	250	153

