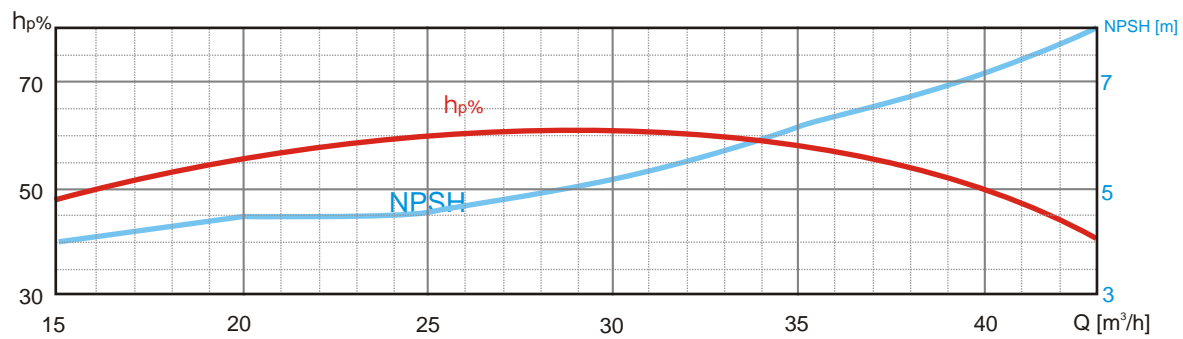
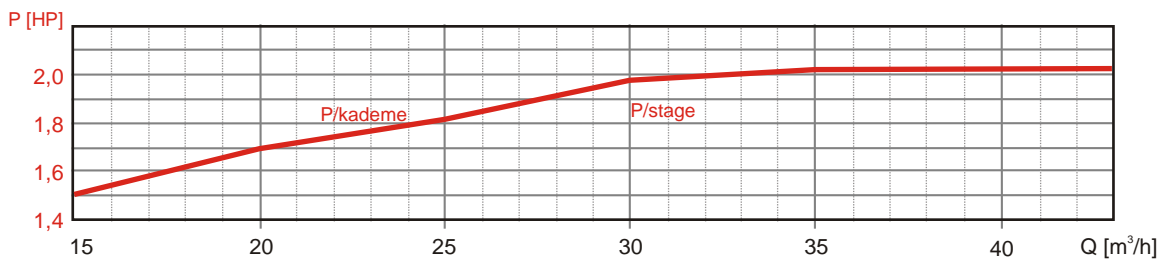
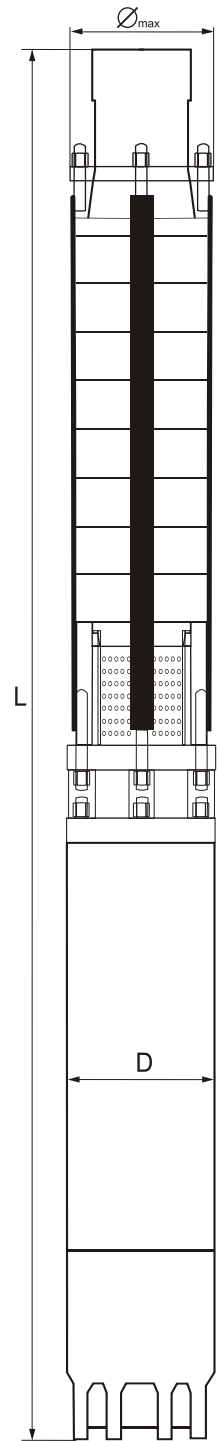
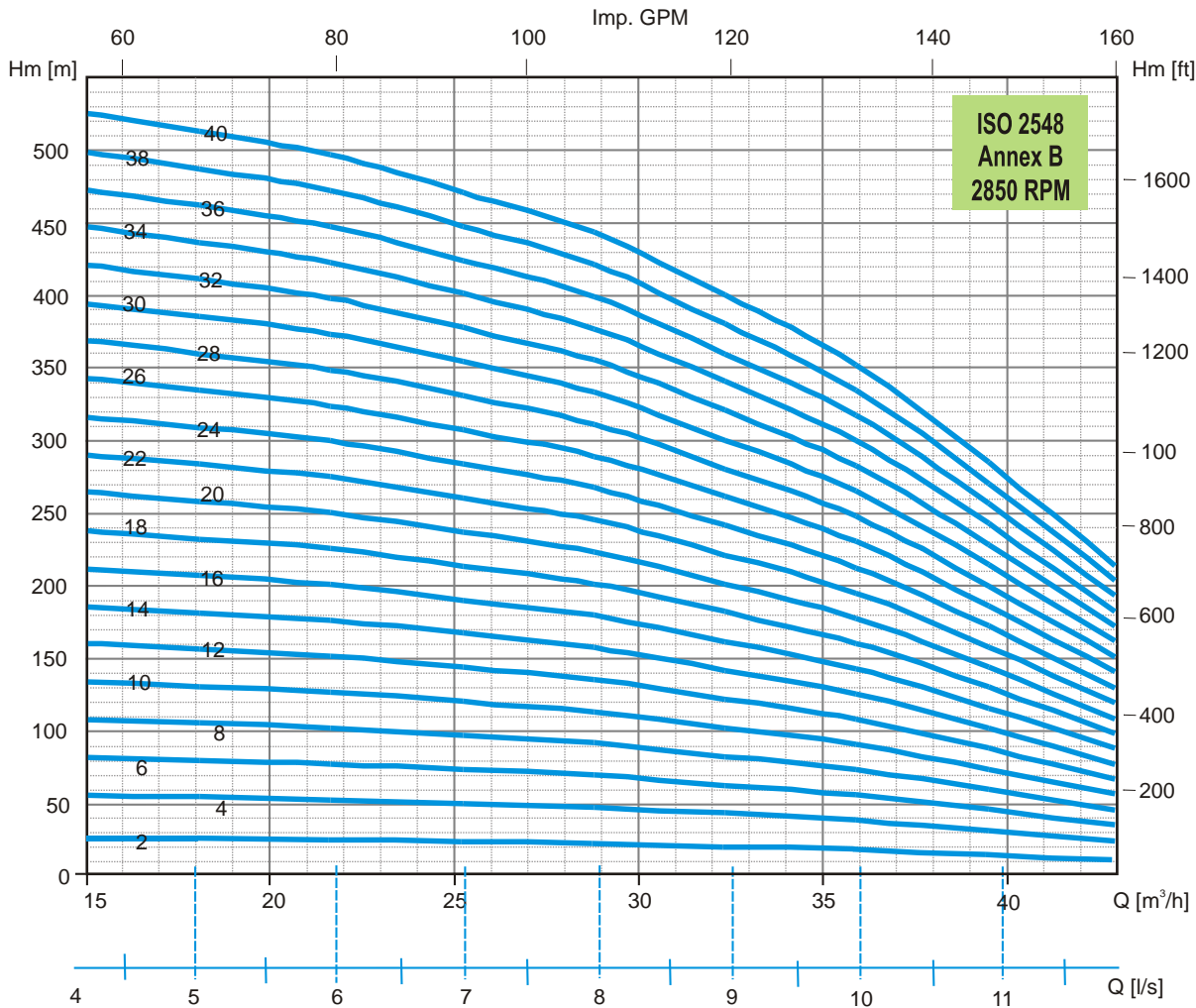


PİK KADEME,  
TERMOPLASTİK FAN-DİFÜZÖR

CAST IRON STAGE  
NORYL DIFFUSER - IMPELLER



# 608 Tip Type

**ELMAKSAN**<sup>®</sup>  
DALGIÇ POMPALARI - SUBMERSIBLE PUMPS

PİK KADEME,  
TERMOPLASTİK FAN-DİFÜZÖR

CAST IRON STAGE  
NORYL DIFFUSER - IMPELLER

Pompa Tipi  Pump Type	Motor		Çıkı çapı  Outlet Diameter Ø [Inch]	Boyutlar  Dimensions				Q Kapasite - Capacity [m <sup>3</sup> /h]				
	Pompanın Çekti i Max Güç	Motorun Max Gücü		Ø Max [mm]	Motor Diameter [mm]	L [mm]	Weigt [kg]	20	25	30	35	40
	Max Power Absorbed by Pump [HP]	Motor Max Power Pm [HP]										
608/2	4.1	5.5	3"	151	145	1317	63	25	24	22	18	14
608/3	6.1	7.5	3"	151	145	1435	70	38	36	32	27	21
608/4	8.2	10	3"	151	145	1543	75	51	48	43	37	28
608/5	10.2	12.5	3"	151	145	1631	79	63	59	54	46	35
608/6	12.3	15	3"	151	145	1734	84	76	71	65	55	42
608/7	14.3	17.5	3"	151	145	1872	93	88	83	75	64	49
608/8	16.4	20	3"	151	145	1965	97	101	95	86	73	56
608/9	18.4	20	3"	151	145	2091	100	114	107	97	82	62
608/10	20.5	25	3"	151	145	2299	115	126	119	108	92	69
608/11	22.5	25	3"	151	145	2362	117	139	131	118	101	76
608/12	24.6	30	3"	151	145	2465	121	152	143	129	110	83
608/13	26.6	30	3"	151	145	2528	122	164	154	140	119	90
608/14	28.6	35	3"	176	176	2394	135.2	177	166	151	128	97
608/15	30.7	35	3"	176	176	2457	137	189	178	161	137	104
608/16	32.7	40	3"	176	176	2529	144	202	190	172	147	111
608/17	34.8	40	3"	176	176	2655	146	215	202	183	156	118
608/18	36.8	40	3"	176	176	2718	148	227	214	194	165	125
608/19	38.9	50	3"	176	176	2861	162	240	226	204	174	132
608/20	40.9	50	3"	176	176	2924	164	253	238	215	183	139
608/21	43.0	50	3"	176	176	2987	166	265	249	226	192	146
608/22	45.0	50	3"	176	176	3050	168	278	261	237	202	153
608/23	47.1	50	3"	176	176	3113	170	290	273	247	211	160
608/24	49.1	60	3"	198	198	3238	186	303	285	258	220	167
608/25	51.2	60	3"	198	198	3364	188	316	297	269	229	174
608/26	53.2	60	3"	198	198	3427	190	328	309	280	238	180
608/27	55.2	60	3"	198	198	3490	192	341	321	290	247	187
608/28	57.3	75	3"	198	198	3668	210	354	333	301	256	194
608/29	59.3	75	3"	198	198	3731	212	366	344	312	266	201
608/30	61.4	75	3"	198	198	3794	214	379	356	323	275	208
608/31	63.4	75	3"	198	198	3857	216	391	368	333	284	215
608/32	65.5	75	3"	198	198	3920	218	404	380	344	293	222
608/33	67.5	75	3"	198	198	4046	222	417	392	355	302	229
608/34	69.6	75	3"	198	198	4109	224	429	404	366	311	236
608/35	71.6	85	3"	198	198	4222	228	442	416	376	321	243
608/36	73.7	85	3"	198	198	4285	230	455	428	387	330	250
608/37	75.7	85	3"	198	198	4348	232	467	439	398	339	257
608/38	77.8	85	3"	198	198	4411	234	480	451	409	348	264
608/39	79.8	85	3"	198	198	4474	236	492	463	419	357	271
608/40	81.8	85	3"	198	198	4537	238	505	475	430	366	278



TSE 11146

EN ISO 9001:2000  
ERTEKİN MOTOR VE  
POMPA SAN. TİC. A.Ş.