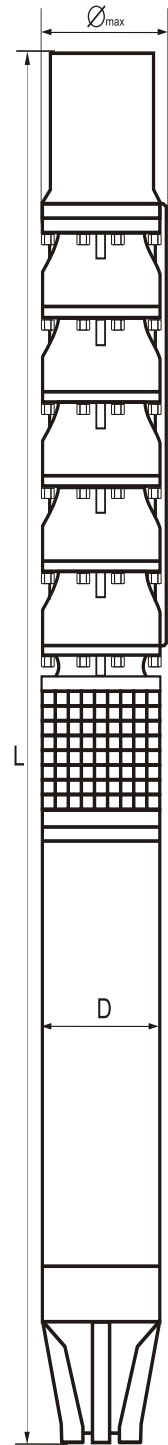
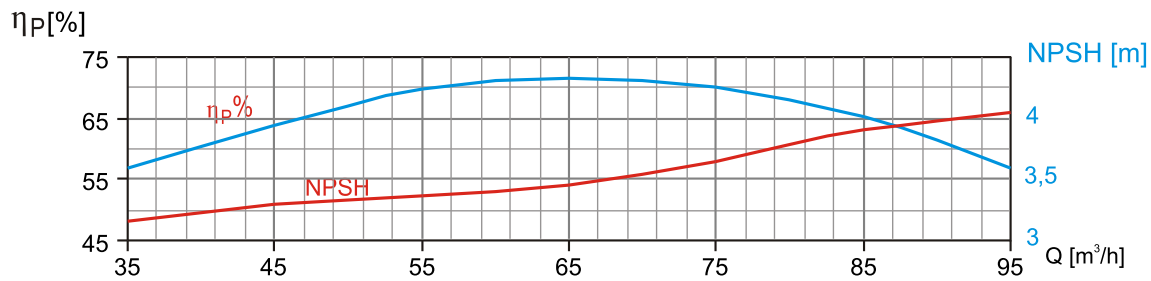
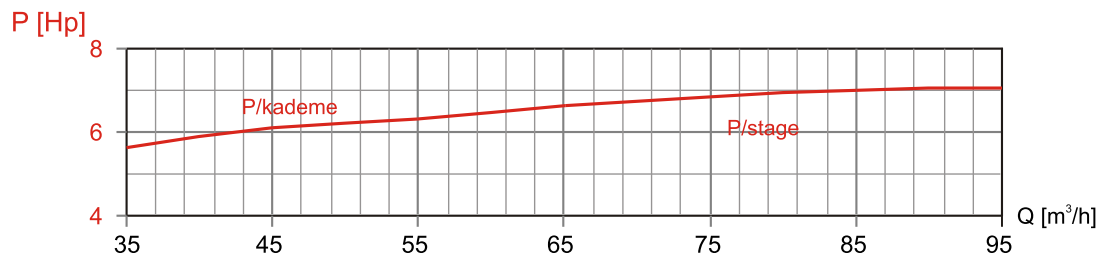
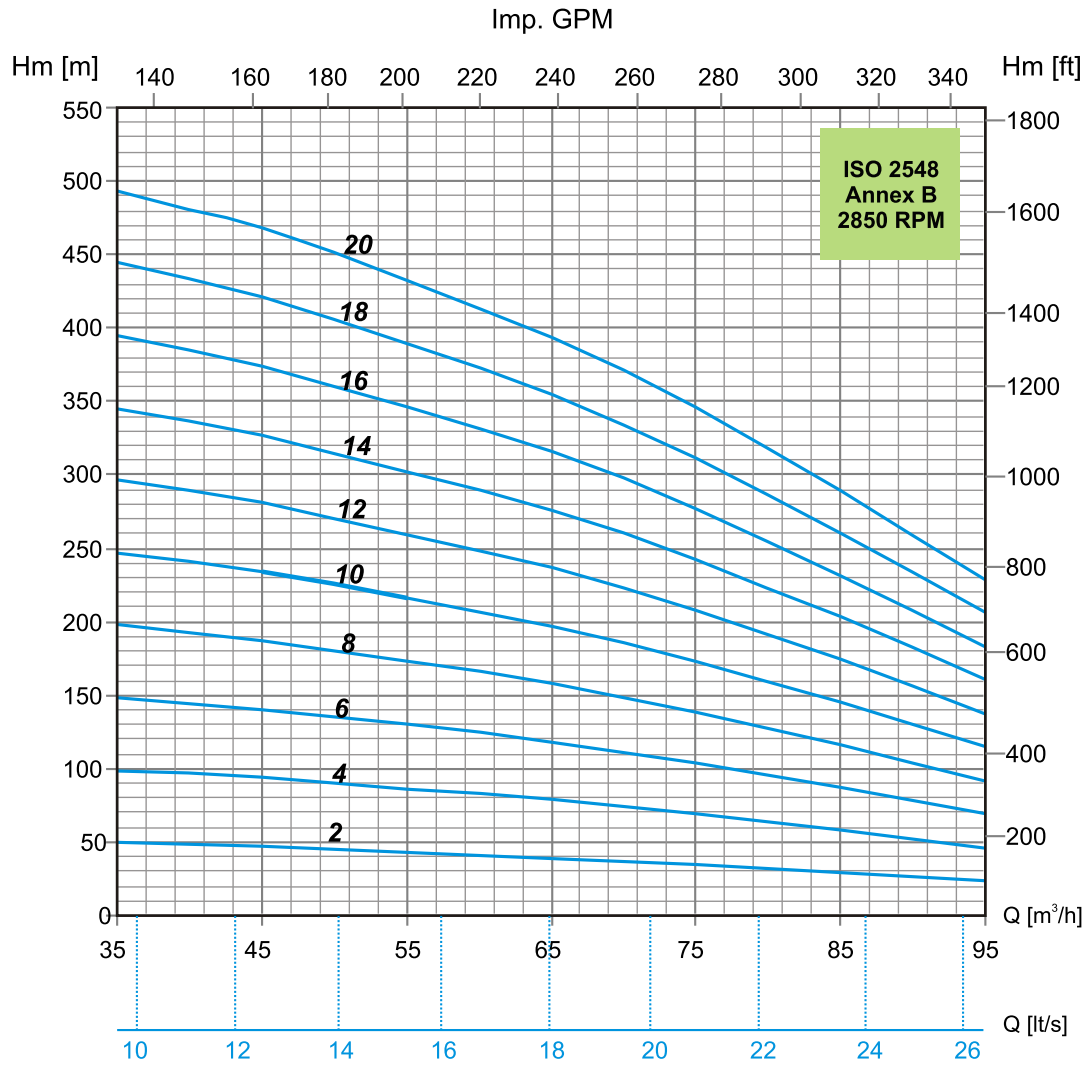


PİK KADEME,  
BRONZ FAN

CAST IRON STAGE  
BRASS IMPELLER



# 8015<sup>Tip</sup> Type



PİK KADEME,  
BRONZ FAN

CAST IRON STAGE  
BRASS IMPELLER

Pompa Tipi  Pump Type	Motor		Çıkış çapı  Outlet Diameter Ø [Inch]	Boyutlar  Dimensions				Q Kapasite - Capacity [m <sup>3</sup> /h]				
	Pompanın Çektiği Max Güç  Max Power Absorbed by Pump [HP]	Motorun Max Gücü  Motor Max Power Pm [HP]		Ø Max [mm]	Motor Diameter [mm]	L [mm]	Weight [kg]	35	45	55	65	75
								Basma yüksekliği [m] - Pumping head [m]				
8015/1	7	7.5	5"	198	145	1238	105	25	24	22	20	18
8015/2	14	15	5"	198	145	1466	127	50	47	44	40	35
8015/3	21	25	5"	198	145	1834	162	75	71	65	60	52
8015/4	28	30	5"	198	198	1706	187	99	94	87	79	70
8015/5	35	40	5"	198	198	1889	209	124	118	109	99	87
8015/6	42	50	5"	198	198	2087	233	149	141	130	119	104
8015/7	49	60	5"	198	198	2280	258	173	164	152	138	122
8015/8	56	60	5"	198	198	2398	269	198	188	173	158	139
8015/9	63	75	5"	198	198	2631	299	223	211	195	178	156
8015/10	70	75	5"	198	198	2747	310	247	235	217	198	174
8015/11	77	85	5"	198	198	2917	329	272	258	238	217	191
8015/12	84	95	5"	198	198	3095	361	297	281	260	237	208
8015/13	91	95	5"	198	198	3213	372	321	305	282	257	225
8015/14	98	110	5"	198	198	3406	385	346	328	303	276	243
8015/15	105	110	5"	198	198	3524	369	371	352	325	296	260
8015/16	112	130	5"	198	250	3455	431	395	375	346	316	277
8015/17	119	130	5"	198	250	3573	442	420	395	368	335	295
8015/18	126	130	5"	198	250	3741	465	445	422	390	355	312
8015/19	133	150	5"	198	250	3859	476	469	445	411	375	329
8015/20	140	150	5"	198	250	3977	487	494	469	433	395	347

